

BECAUSE
QUALITY
WINS

 LX Hausys

www.himacs.eu

HI·MACS

Use & Care

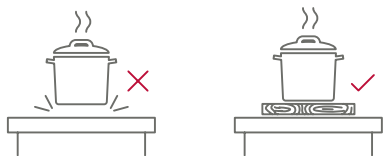
Tips and hints for the care
of your product.



Solid Surface Material

We've outlined a few simple ways to care for and maintain your HIMACS Solid Surface to ensure it retains its original elegance and beauty for years to come.

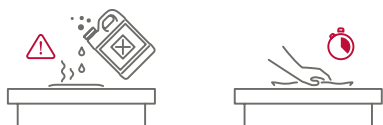
GENERAL CARE



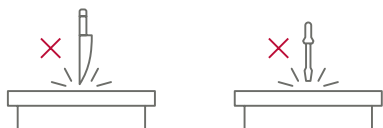
- **Hot Objects:** Hot saucepans or pots straight out of the oven or from the hob should not be laid directly on the HIMACS surface. Always place a mat or board underneath hot objects, such as crock-pots, electric frying pans, etc.



- **Boiling liquids:** If you pour boiling liquids into HIMACS sinks or basins, you should also pour in cold water at the same time.



- **Strong acids** (such as those found in drain, toilet bowl, and oven cleaners) should be used cautiously around HIMACS. If any of these items come in contact with HIMACS, wipe them up at once. Some of these items, when left on the surface, may cause whitening, which can be difficult to remove.

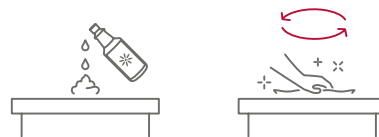


- **Sharp objects:** HIMACS copes effortlessly with the wear and tear of everyday life, however pointed or sharp-edged objects can leave cuts or scratches on the HIMACS surface if not used carefully.

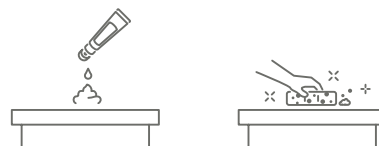
DAY TO DAY



- HIMACS is a completely homogeneous and non-porous material, so normal, everyday cleaning only requires a damp cloth and a mild cleanser.



- If you have chosen a matt finish, you can also use a mild abrasive cream cleaner. If you do use an abrasive cleaner, we recommend periodically cleaning the entire surface in a circular motion to maintain uniformity.

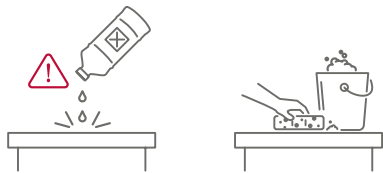


- It is also useful to wipe your surface occasionally with a mild abrasive cream cleaner or wet sponge to retain the even finish of the surface.

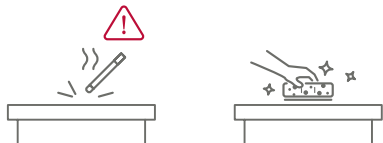
CLEANING SPILLS & TOUGHER STAINS



- **Tougher stains:** Tougher stains, caused by food colouring, tea or fruit juice can easily be removed using a bleaching agent (do not leave in contact with the work surface for more than five minutes). Clean the surface with a domestic all-purpose cleaner and rinse with clean water. You can also use a mild abrasive on matt finishes. Nail varnish can easily be removed with nail varnish remover (acetone-free) or a mild abrasive.



- **Acidic cleaning agents:** A number of cleaning agents contain acids, such as methyl chloride or acetone. You should avoid using these on a HIMACS surface. Should one of these products accidentally come into contact with the material, as a precautionary measure you should rinse the surface with soapy water to prevent any discolouring taking place.




- **Burn marks:** Small burn marks or marks caused by nicotine can simply be removed using a mild abrasive or an abrasive sponge.

REMOVING SCRATCHES



- For removing superficial scratches, rub in a circular motion with a wet #7448 Scotch Brite® or similar buffing pad until the scratches are removed. Clean thoroughly with soap and water and let dry.



- Deep scratches can be removed by carefully sanding lightly with 120 grit sandpaper followed by 220 and 320-grit sandpaper. Then rub the surface with a wet #7448 Scotch Brite® pad or similar, in a circular motion to restore the finish. For added protection, or if any additional sheen is desired, after the surface is dry, apply a non-wax polish cleaner or other recommended surface dressing and wipe with a clean, dry cloth. Wipe dry using another clean cloth.

SEVERE DAMAGE



- Should your HIMACS sustain a deep cut, crack or any other severe damage, we recommend the services of a professional fabricator to repair your surface to look as good as the day it was installed.

QUALITY AND ENVIRONMENTAL AWARENESS

- All HIMACS products are manufactured in accordance with the ISO-9001 Quality Process for Systems and Processes and the ISO 14001 Environmental Management Standard.
- HIMACS has a non-porous surface and is safe for food preparation. It is approved for commercial food service, medical facilities, schools, hospitality and other areas where hygiene is essential.
- HIMACS and its cured adhesive are also completely safe, free from formaldehyde and emissions-free.

CLEANING RECOMMENDED PROCESS

CLEANING PROCESS STAIN	WATER	UNIVERSAL CLEANING AGENT	ABRASIVE CLEANING AGENT	ABRASIVE SPONGE PAD
Water-based marker pen (black)	●			
Oil-based marker pen (black)	●	●	●	
Coloured pen (red)	●	●	●	
Cooking oil	●			
Coffee	●			
Tea	●			
Whisky	●			
Milk	●			
Juice	●			
Curry	●	●	●	
Margarine	●	●		
Lotion	●			
Ketchup	●			
10% Iodine tincture	●	●	●	
Lipstick	●	●		
Cigarette burns	●	●	●	●
Colouring	●	●	●	

CHEMICAL RESISTANCE

- Tests carried out in accordance to EN ISO 19712 for Solid Surface material, please see table (right) for results.



Evaluation

RATING LEVEL	DESCRIPTION
Rating 5	No visible change
Rating 4	Slight change in gloss and/or colour, only visible at certain viewing angles
Rating 3	Moderate change in gloss and/or colour
Rating 2	Marked change in gloss and/or colour
Rating 1	Surface distortion and/or blistering

a = Acids and alkalis, in concentrations stronger than those shown in group 3, which can be contained in commercial cleaning agents, can cause surface damage or marking, even with very short contact times. Any spillage of such materials should be washed off immediately.

CLASS	STAINING AGENT	APPLICATION TIME	EVALUATION OF G002 CHANGES	EVALUATION OF S028 CHANGES
GROUP 1	Water	16h - 24h	5 to 4	5 to 4
	Toothpaste			
	Hand cream			
	Natural fruit and vegetable juice			
	Lemonade and fruit drinks			
	Meats and sausages			
	Animal and vegetable fats and oils			
	Yeast suspension in water			
	Salt (NaCl) solutions			
	Mustard			
	Lyes, soap solutions			
	Cleaning solution			
	Alcoholic beverages			
Phenol and chloramine-T disinfectants				
Citric acid (10% solution)				
GROUP 2	Coffee (120gr coffee per ltr. water)	16h	5	4 to 5
	Black tea (9gr tea per ltr. water)			
	Milk (all types)			
	Cola beverages			
	Wine vinegar			
	Alkaline-based cleaning agents (10% in water)			
	Hydrogen peroxide (3% solution)			
	Ammonia (10% solution of commercial concentrate)			
	Lipstick			
	Water colours			
Laundry marking inks				
Ball point inks				
GROUP 3	*Sodium hydroxide (25% solution)	10min.	5 to 4	4 to 5
	*Hydrogen peroxide (30% solution)			
	*Acetone			
	Trichlorathane			
	Other organic solvents			
	Concentrated vinegar (30% acetic acid)			
	Bleaching agents and sanitary cleaners containing them			
	Hydrochloric acid based cleaning agents			
	Tincture of iodine			
	Boric acid			
	Lacquers and adhesives (except fast-curing materials)			
	Amidosulfonic acid descaling agents (≤10% solution)			
Nail varnish				
Nail varnish remover				
Stain or paint remover based on organic solvents				
GROUP 4	*Acetic acid (5% solution)	20min.	5	4



LX Hausys Europe GmbH
Lyoner Str. 15
60528 Frankfurt
Germany
info@himacs.eu

himacs.eu



For warranty information please visit [himacs.eu](https://www.himacs.eu)

HIMACS and The Solid Surface Material by LX Hausys are registered trademarks of LX Hausys Europe GmbH. All other names or product names are trademarks or registered trademarks of their respective rights owners. The details contained in this brochure are for information only and can be modified at any time without prior notification.
©2021. LX Hausys Europe GmbH. All rights reserved.